

Getting Started with the GullNet 2021 Upgrade

INFORMATION

What is changing?

GullNet was updated with major changes to the user interface and navigation features.

Why?

Security and audit compliance requires Salisbury University to update all PeopleSoft PeopleTools instances because the system vendor will no longer deliver critical updates.

When?

The update occurred Friday July 30, 2021.

Watch the Demo to Learn More! (SU login required)

*Homepage customization discussed in the demo is not available to users.

New Fluid Interface in GullNet

At the top right 5 new icons will appear instead of the "Main Menu" hierarchy which contained links to screens and pages.






Current Version



2021 Update



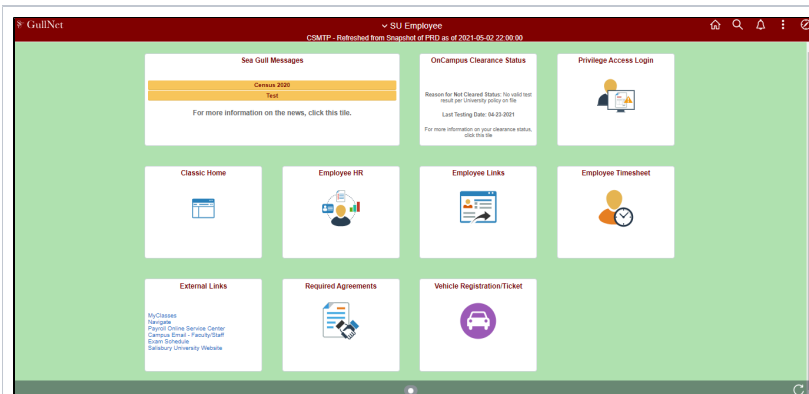
Icons and Their Functions

Icon	Name	Function
	Home	The home icon returns the user to their default Homepage, the page that a user arrives at immediately upon login - it may be a student, employee, or other homepage.
	Search	The magnifying glass search icon opens a search bar that allows the user to perform global searches for screens using keywords.
	Notifications	Used to display the notification window showing any pending actions or alerts.
	Actions	The icon with 3 dots displays the actions menu with various options.
	NavBar	The compass icon expands a NavBar menu on the right, allowing users to navigate to different menu levels and view different GullNet pages. The Navbar contains commonly used items such as Recent Places, My Favorites, and the "Navigator" menu.

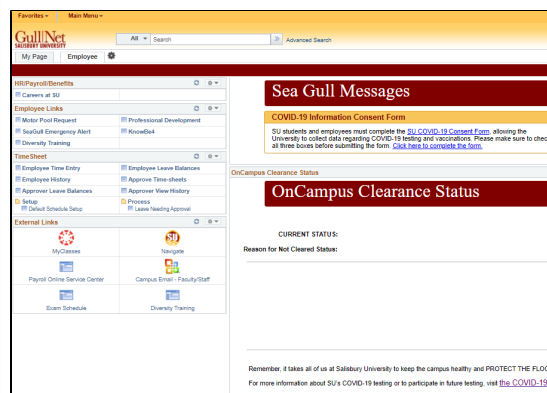
Homepage Preview

The "classic home" Employee Homepage in GullNet was replaced with a Tile-based layout. Each of the classic home pagelets (e.g. "Employee Links" and "Timesheet" windows below with lists of links to other pages) will be converted to a tile. The same links under the classic home pagelets will show up on a left navigational bar after selecting the corresponding tile. Below is an example of the new Employee Homepage with Tiles instead of pagelets/links:

New "Fluid" Tile Based Homepage	Old "Classic" Homepage
---------------------------------	------------------------



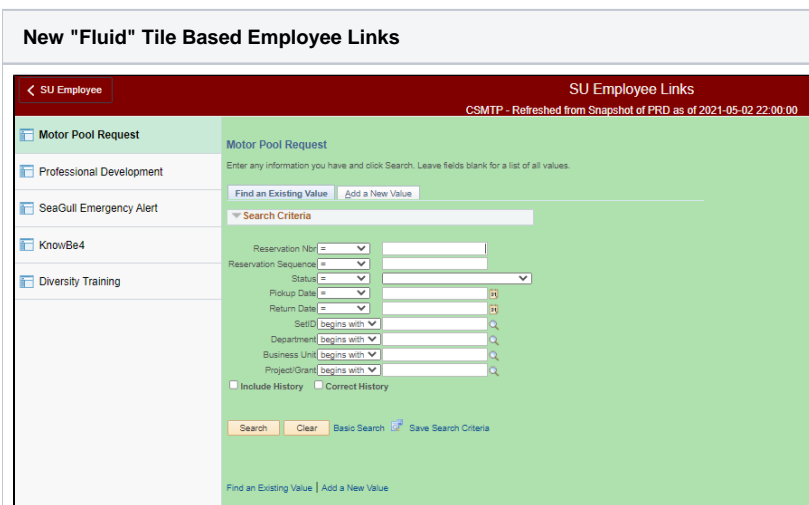
*Click image above for a full-screen view.



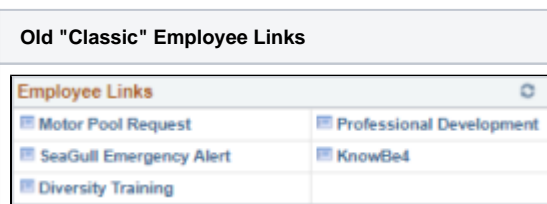
*Click image above for a full-screen view.

How the Tiles Work

When you click on a tile, you will be presented with the same possible links to accomplish the same tasks, but they will appear on the left side menu of the screen:



*Click image above for a full-screen view.



*Click image above for a full-screen view.